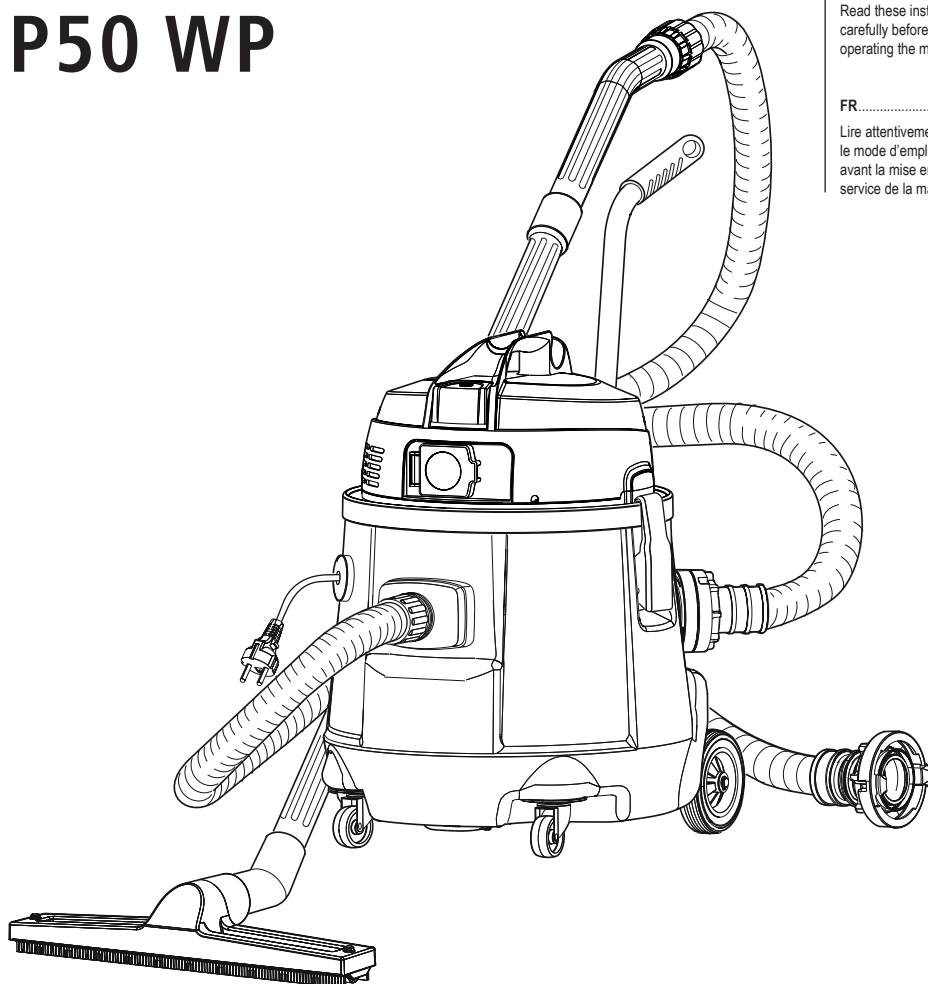


DiBO®

CLEANING SYSTEMS

P50 WP



NL..... 2-3

Opgelet: lees voor
de ingebruikname
absoluut de
gebruikershandleiding!

DE..... 4-5

Vor Inbetriebnahme der
Maschine unbedingt
Bedienungsanleitung
lesen!

UK 6-7

Read these instructions
carefully before
operating the machine!

FR..... 8-9

Lire attentivement
le mode d'emploi
avant la mise en
service de la machine!

PLEASE READ CAREFULLY THE INSTRUCTION MANUAL BEFORE USING.

THIS MACHINE IS SUITABLE TO VACUUM LIQUIDS. STURDY, POWERFUL AND EASY TO USE, IT IS ALSO FITTED WITH ACCESSORIES MAKING IT TRULY EFFICIENT FOR RAPID DEEP CLEANING.

SAFETY



WARNING! **Risk of injury!**

- ⚠ This apparatus is not to be used by people (children included) with reduced physical, sensorial or mental capacities or without any experience and knowledge, unless they did not receive instructions relative to the use of the apparatus and are controlled by a person responsible for their safety.
- ⚠ Children should be controlled so that they didn't play with the apparatus.
- ⚠ The packaging components could constitute potential dangers (as for example plastic bags): they must be kept away from children's reach and from other people not conscious of their actions.
- ⚠ Any different use from that indicated in this manual could constitute a danger, therefore, it must be avoided.
- ⚠ Every part of the apparatus must be correctly assembled before using it. Verify, furthermore, that the filtering elements have been correctly and efficiently assembled.
- ⚠ Ensure that the socket conforms to the apparatus' plug.
- ⚠ Ensure that the voltage indicated on the motor block corresponds with the power that is intended to connect the apparatus to.
- ⚠ Avoid positioning the suction aperture next to delicate parts of the body such as eyes, mouth, ears, etc., while the apparatus is functioning.
- ⚠ Ensure that the floater, that has the function to stop the suction when the keg is completely filled with liquid or in case of tipping over, does not show any damages or clogging that might prevent the suction. Regularly clean the floater (water level limiting device) according to the instructions and control for any damage signs.
- ⚠ This apparatus is not suited to pick up dangerous dust.
- ⚠ Do not suck inflammable substances (ashes from fire-place), explosive, toxics or dangerous to the health.
- ⚠ The apparatus is not suitable for areas protected against electrostatic discharges.
- ⚠ Use only the brushes supplied with the apparatus or those specified in the instruction manual. Using other brushes could jeopardize safety.
- ⚠ Don't leave the apparatus unattended while is in function.
- ⚠ In case o foam or liquid discharge switch off immediately.
- ⚠ In case tipping over, lift the apparatus before switching off.
- ⚠ Do not aspire aggressive detergents because they could damage the apparatus.
- ⚠ Do not aspire materials that could damage the filtering elements (such as glass, metal etc.).



WARNING!
Danger of electric shock!

- ⚠ Do not ever pull or lift the apparatus through the electrical cable.
- ⚠ Do not immerge the apparatus into water and neither use water jets to clean it
- ⚠ Always remove the plug from the current socket before undertaking any type of intervention on the apparatus or if it is left unattended or within children or people's reach not quite conscious of their own actions.
- ⚠ Regularly control the feeding cable looking for damages, cracks or ageing. Substitute the cable before using it further.
- ⚠ If the feeding cable is damaged it must be substituted by the manufacturer or by its after sales service or in any case by a similarly qualified person, thus preventing any possible risk.
- ⚠ When using extension electric wires ensure that they are lying on dry surfaces and protected against possible water jets.



WARNING!
Risk of injury!

- ⚠ Specialized personnel must always carry out maintenance and repairs; any damaged part must be substituted with original spare parts.
- ⚠ It is forbidden to carry out changes to the apparatus. Tampering could cause fire and damages even lethal to the user and the forfeiture of the guarantee.
- ⚠ The manufacturer declines any responsibility for damages caused to people or things due to non-compliance with these instructions or if the apparatus is unreasonably used.



Do not dispose of power tools into household waste! According to the European Directive 2004/108/EC on waste electrical and electronic equipment (WEEE) and its incorporation into national law, power tools that are no longer suitable for use must be separately collected and sent for recovery in an environmental- friendly manner.

Old appliances contain valuable materials that can be recycled. Please arrange for the proper recycling of old appliances. Batteries, oil, and similar substances must not enter the environment. Please dispose of your old appliances using appropriate collection systems.

UK
CE Declaration of conformity



We declare under our sole responsibility according to EG 2006/95/EC, that this product is in conformity with the following standards or standardization documents.


Product: Pump vacuum cleaner
Type: P50 WP

Applied harmonized standards

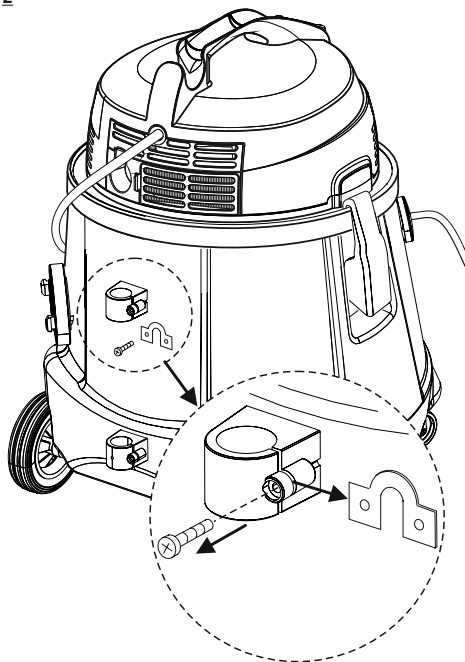
EN 55014-1: 2006+A1:2009
EN 55014-2: 1997+A1: 2001+A2: 2008
EN 61000-3-2: 2006+A1: 2009+A2: 2009
EN 61000-3-3: 2008
EN 60335-1: 2002+A1: 2004+A11:2004+A2:
2006+A12: 2006+A13: 2008+A14: 2010/Part1
EN 60335-2-69: 2003+A1: 2004+A2: 2008/Part 2-69
EN 60335-2-41: 2003+A1: 2004/Part 2-41
EN 62233: 2008

DiBO NV
Hoge Mauw 250, 2370 Arendonk (Belgium)
June 2011

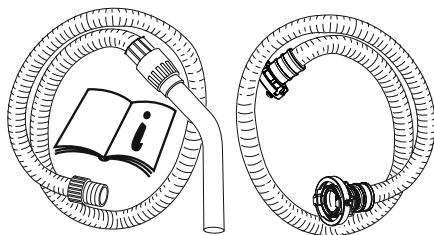

Pierre Van den Borne
Managing Director



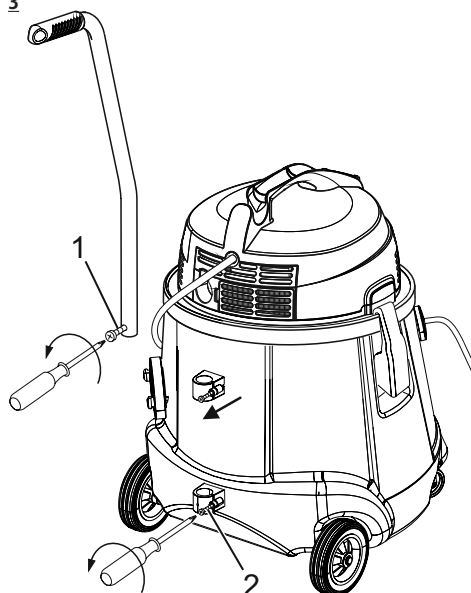
2

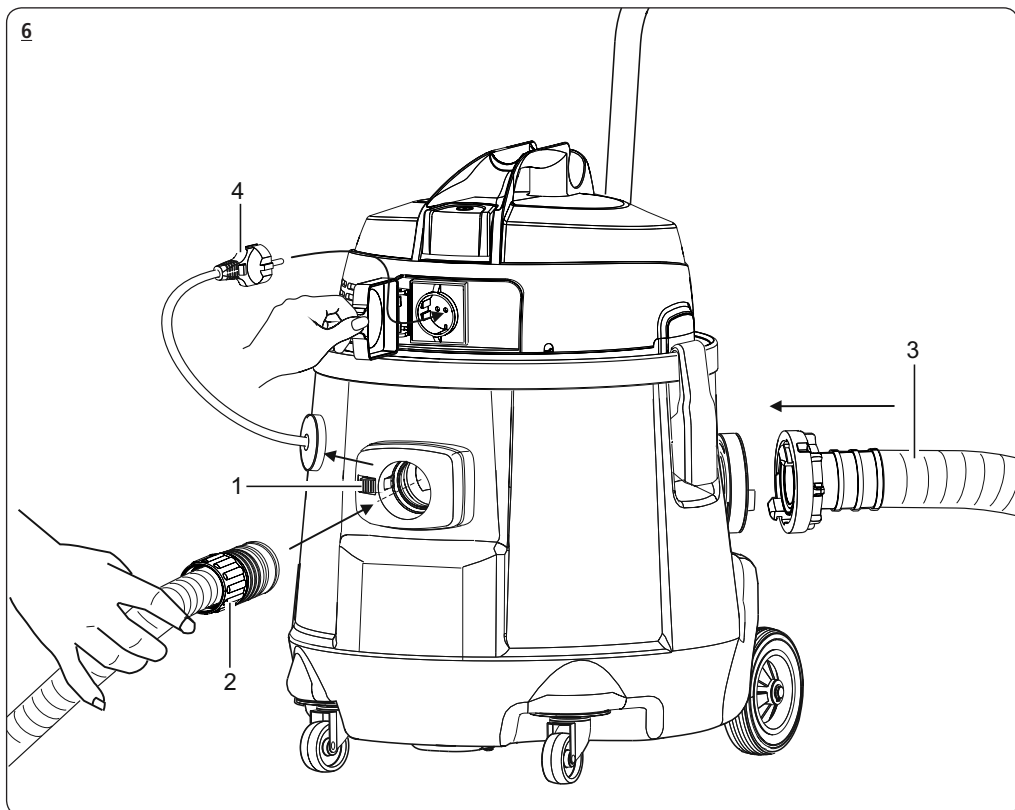
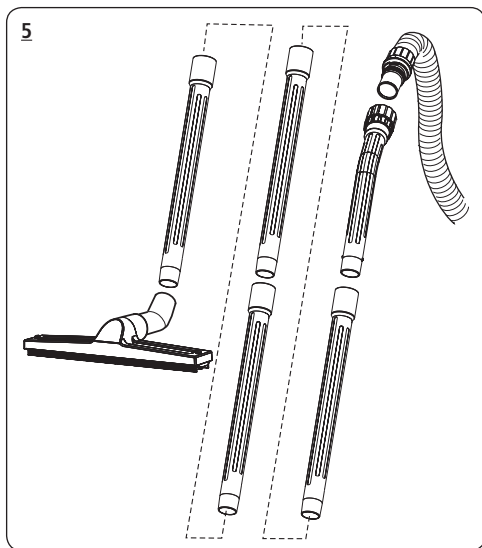
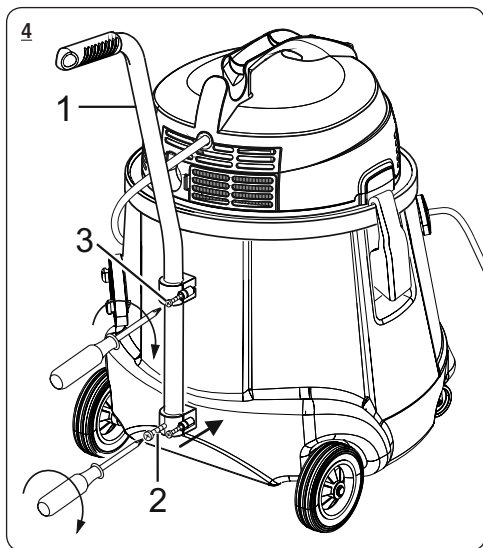


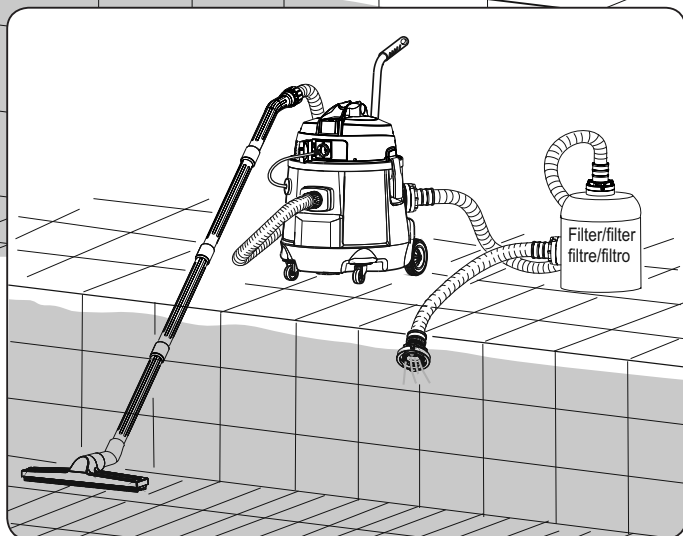
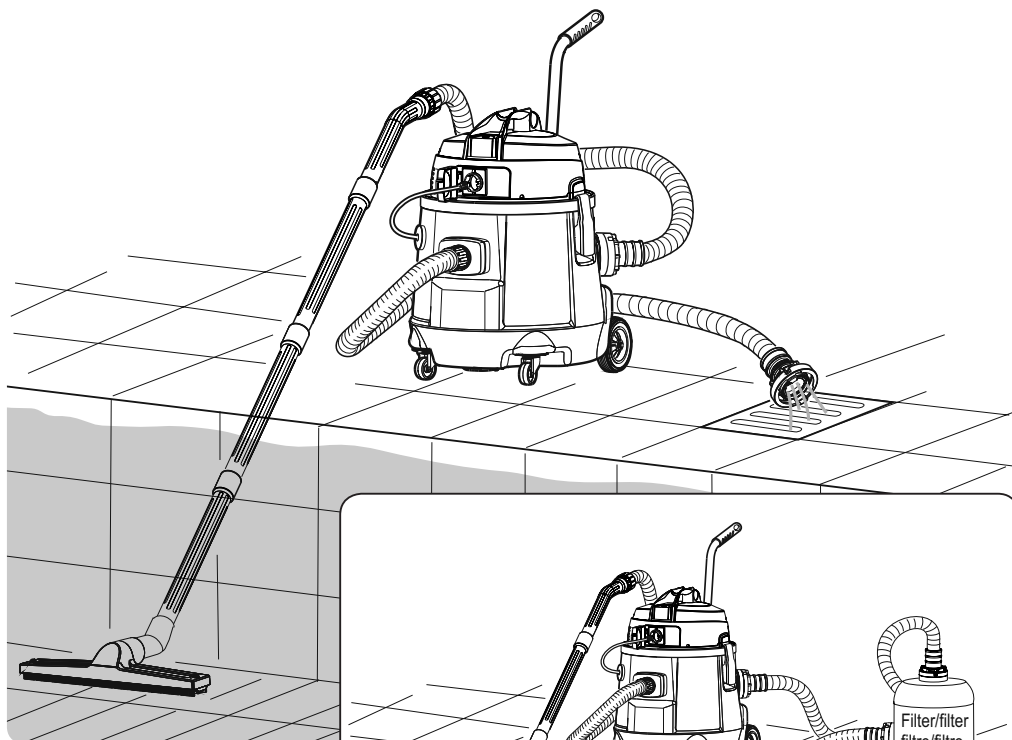
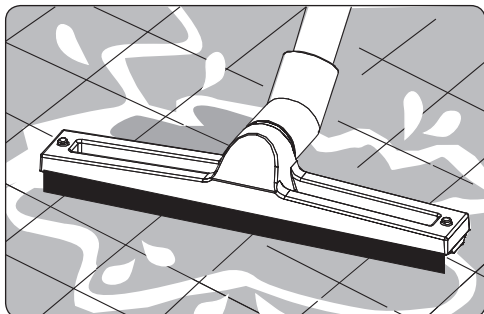
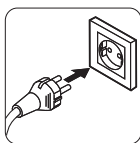
1

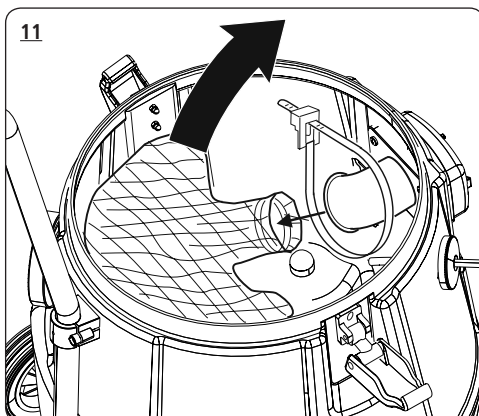
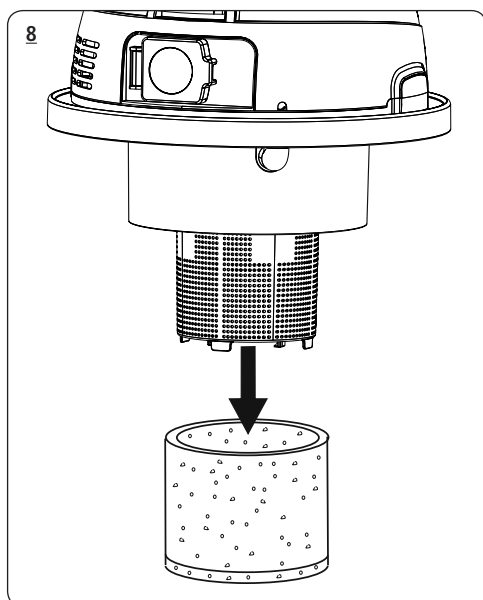
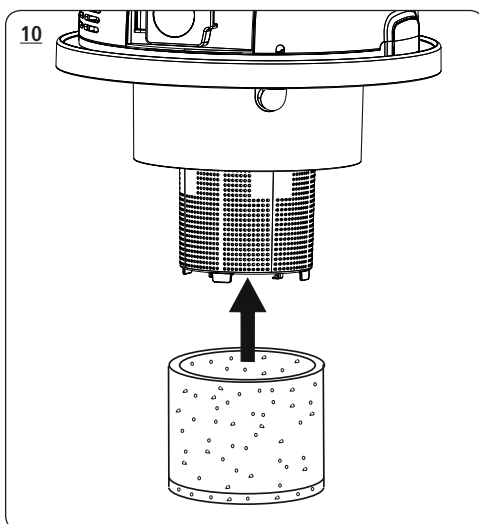
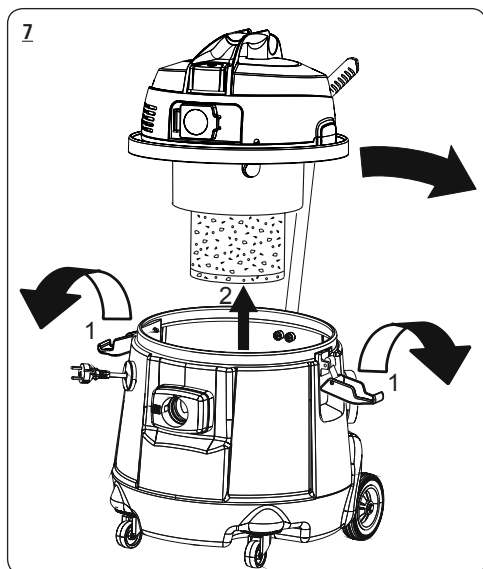
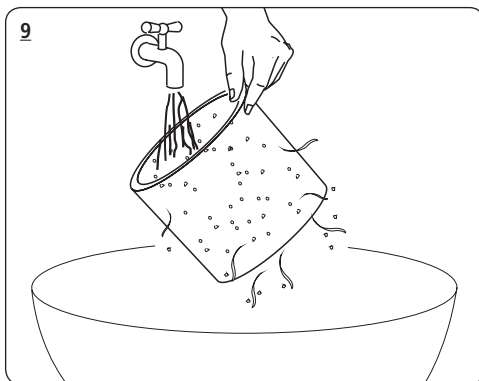



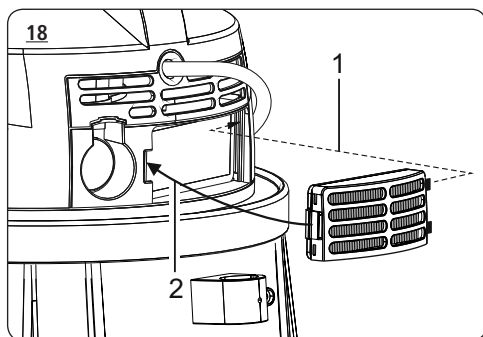
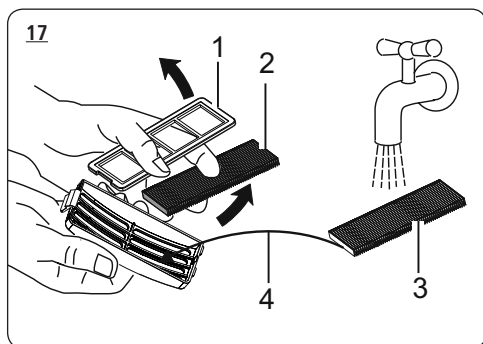
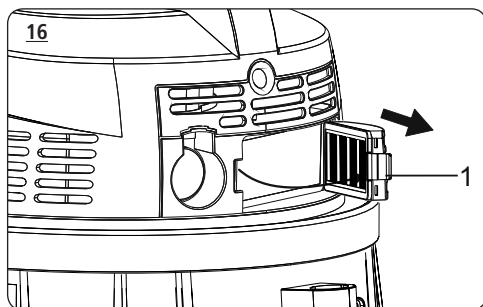

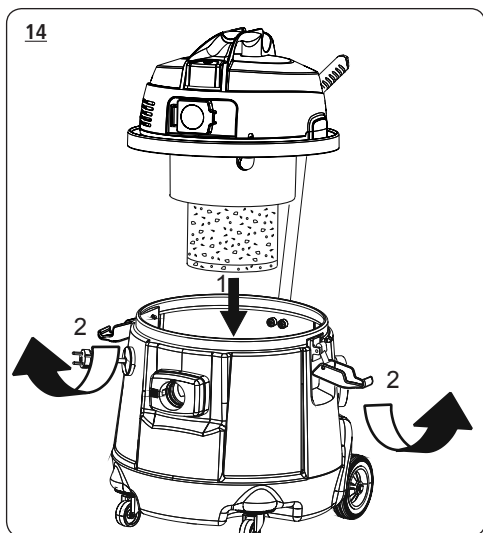
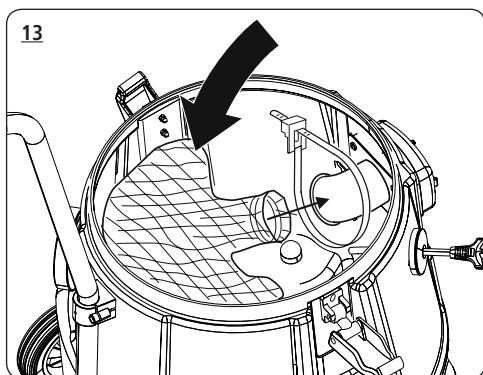
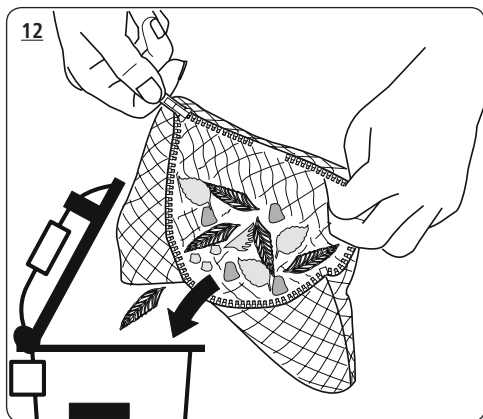
3

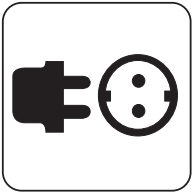









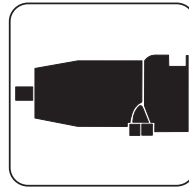




EU: 230 V, 50/60 Hz



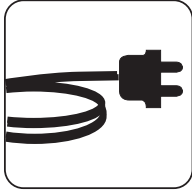
max. 1600 W



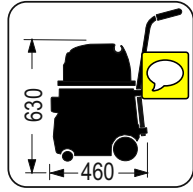
900 W



50 Liter



10 m




460 x 450
x 630 mm



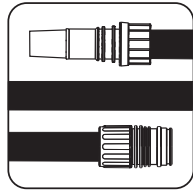
25,8 kg




max. 2,3 m H₂O



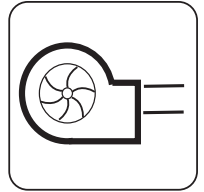
14000L/H



6 m




10 m



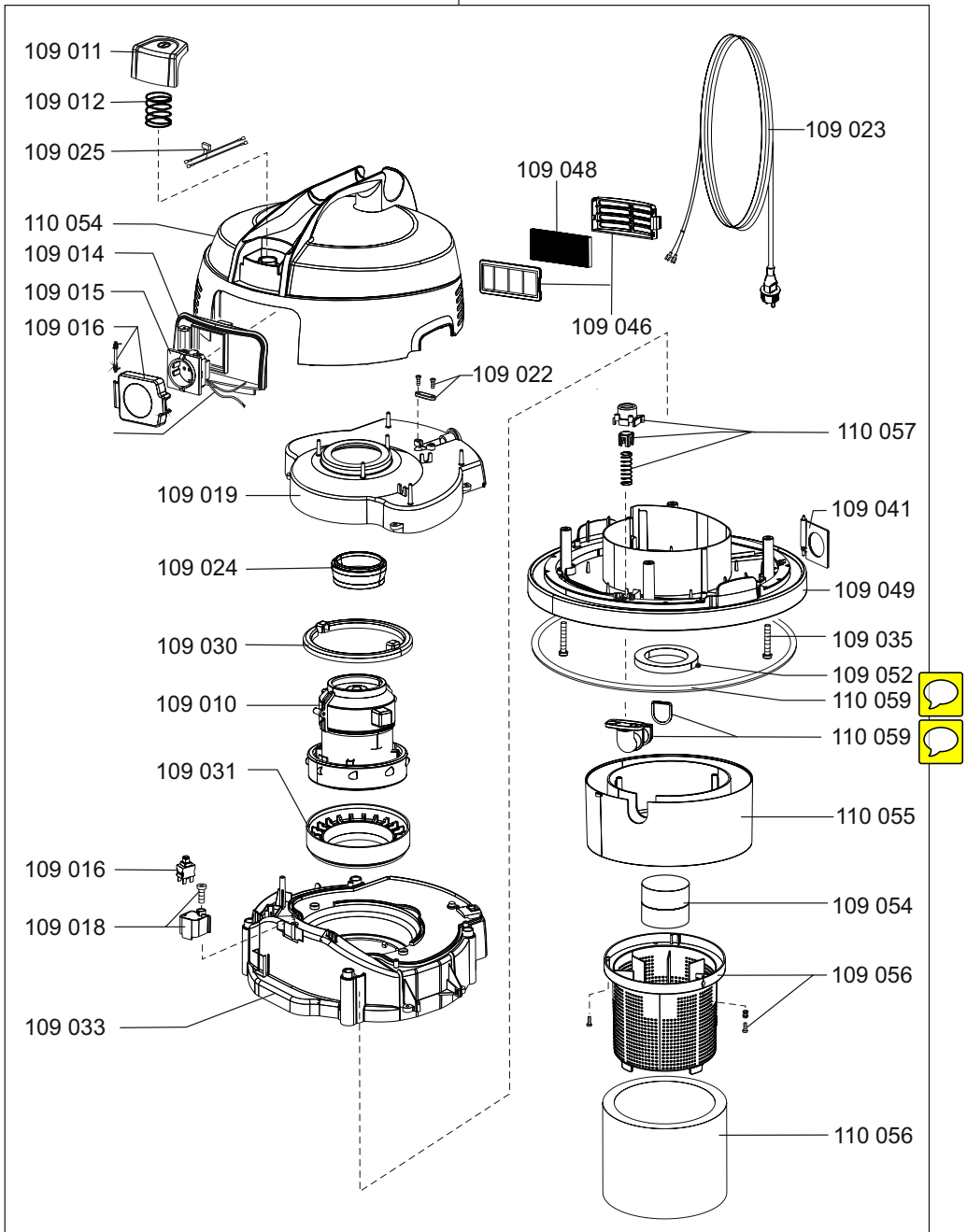
2,3m³ / min

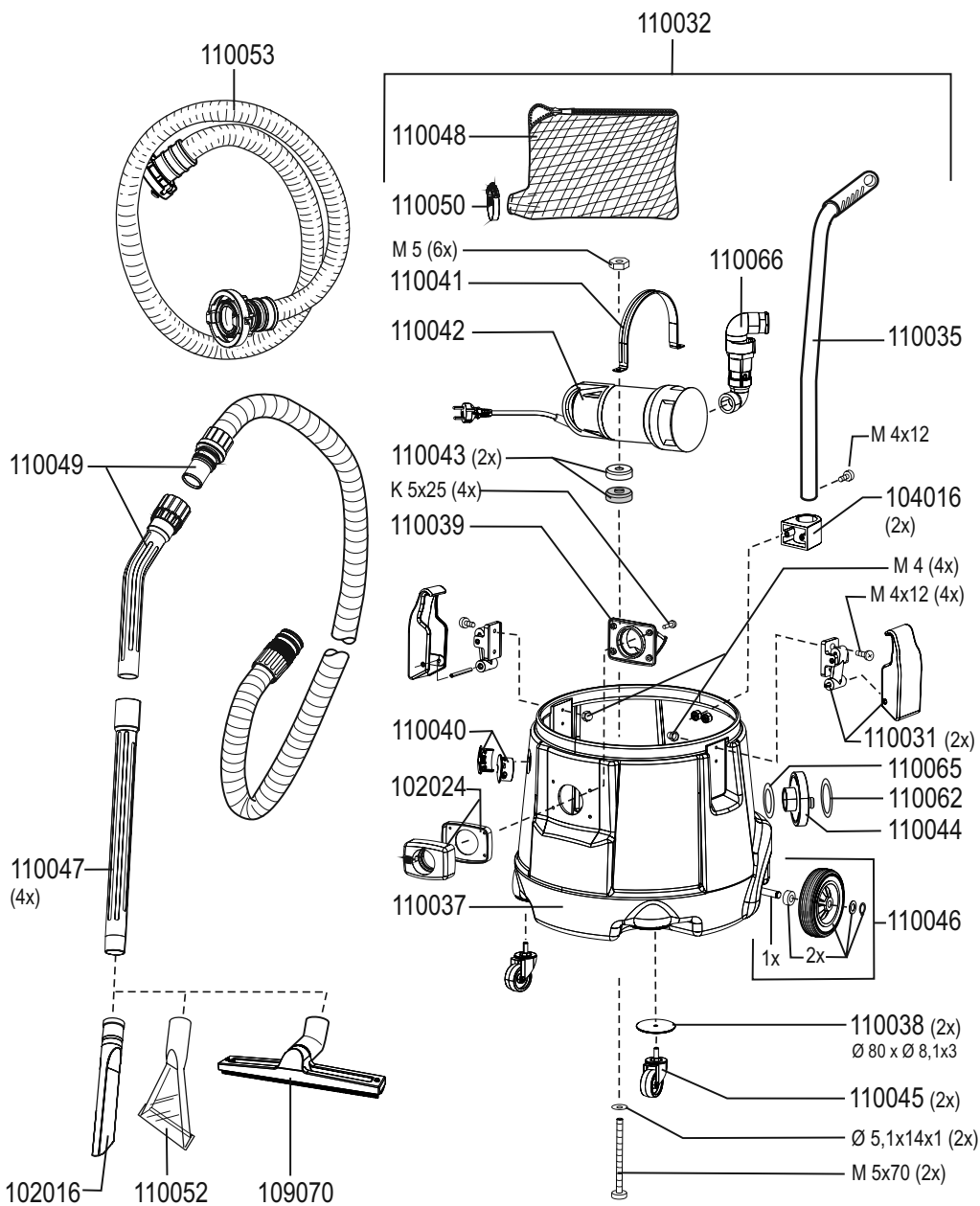


79 dB (A)



225 mbar





Met het oog op technische verbeteringen zijn wijzigingen voorbehouden!

Änderungen im Zuge technischer Verbesserungen sind vorbehalten !

We reserve the right to effect modifications within the framework of technical progress !

Sous réserve de modification dans le cadre des développements techniques !

DiBO[®]
CLEANING SYSTEMS

DiBO NV
Hoge Mauw 250
2370 Arendonk (Belgium)
www.dibo.com